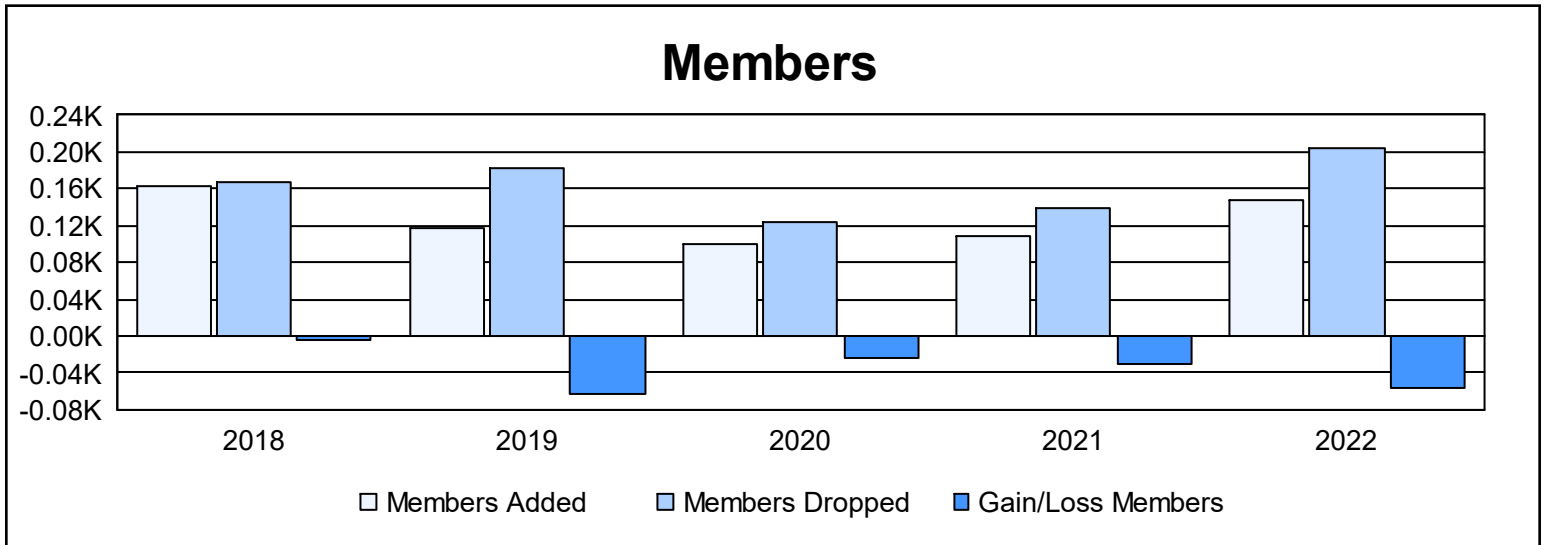
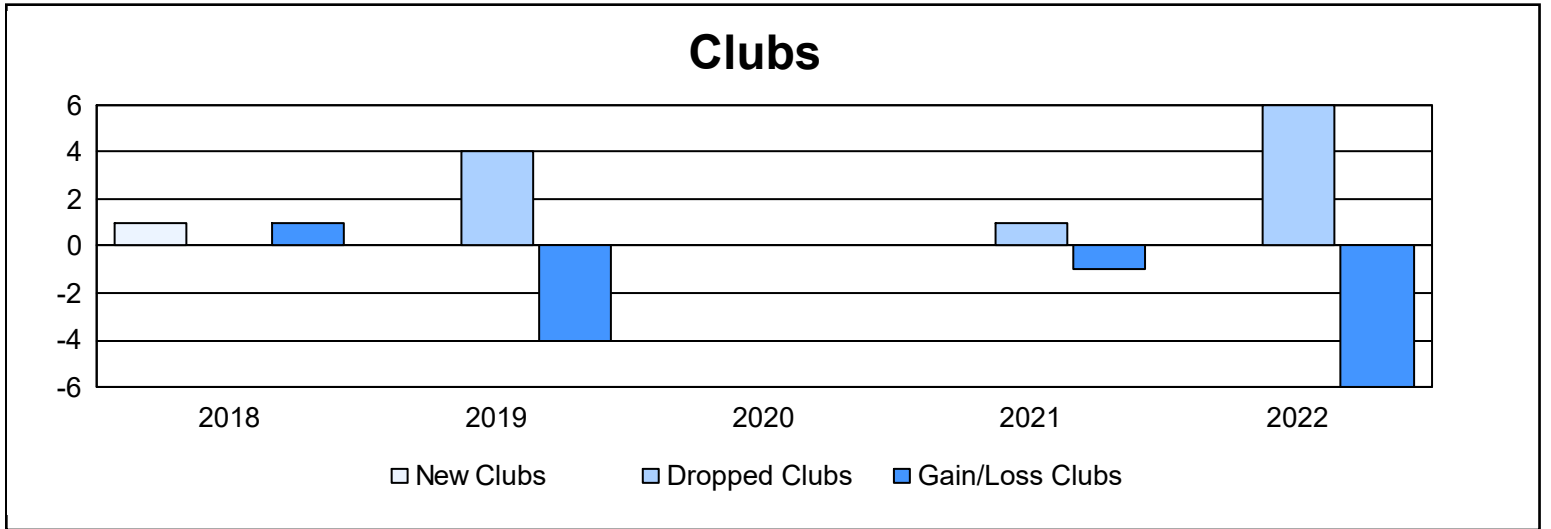
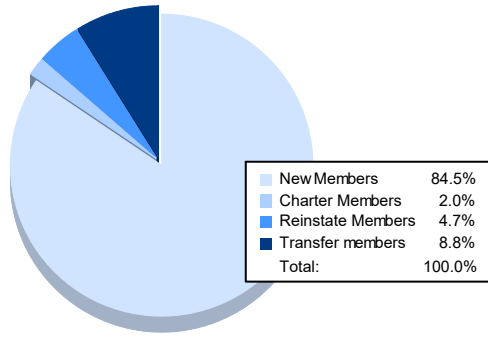


Year	New Clubs	Dropped Clubs	Gain/ Loss Clubs	New Members	Charter Members	Reinstate Members	Transfer Members	Total Member Added	Total Members Dropped	Gain/ Loss Members
2017-2018	1	0	1	127	22	7	7	163	168	-5
2018-2019	0	4	-4	103	0	8	7	118	182	-64
2019-2020	0	0	0	82	2	7	8	99	123	-24
2020-2021	0	1	-1	95	0	9	5	109	140	-31
2021-2022	0	6	-6	125	3	7	13	148	205	-57
<b>Average</b>	<b>0</b>	<b>2</b>	<b>-2</b>	<b>106</b>	<b>5</b>	<b>8</b>	<b>8</b>	<b>127</b>	<b>164</b>	<b>-36</b>



### Membership Composition June 2022 Cumulative



### Gender Composition June 2022 Cumulative

